

SOLAR WATER HEATER

MAKE YOUR LIFE GREEN



ZHEJIANG SIDITE NEW ENERGY CO.,LTD

ADD: Yuxin Industrial Park, Jiaxing City, Zhejiang Province, China

TEL: +86-573-83224422 +86-573-83225522

E-MAIL: info@sidite.com

www.sidite-solar.com

www.chinasidite.com



MAKE YOUR LIFE
GREEN





SIDITE

Solar Heater
Comfort Life

Zhejiang Sidite New Energy Co., Ltd. was founded in 2000, which locates in Jiaxing city, Zhejiang province. Sidite is specialized in solar water heater, solar collector, solar hot water system, and solar power system.

We have the production line, with 19 years' experience in product manufacturing, 50% of our prod-

ucts be exported to overseas market.

Our products have got certificates INMETRO, Solar Key-mark, CE, CCC, ISO9001 and ISO14001 till now, and have been exported to more than 100 countries such as Germany, Netherland, Poland, Russia, Danmark, Finland, USA, Canada, Mexico, Brazil, Argentina, Australia, Middle East, Africa and so on.

The best satisfaction of the customer is our target.

We will continue to uphold the principle of "Customer and Prestige first" to establish and develop mutual benefit relationship with customers all over the world.

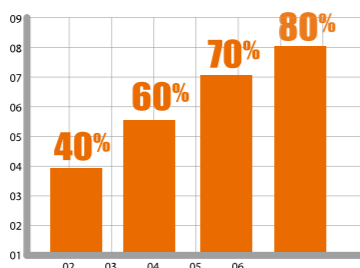
Company Overview



History

2000

Zhejiang Sidite New Energy Co., Ltd was founded, it is a national high-tech enterprise.



2008

Sidite built the largest swimming pool solar hot water project in China-Nanchang University, which covers an area of 2200 square meters and produces 150 tons of hot water per day.

2005

Sidite got ISO9001:2008 Quality Management System Certificate, ISO14001 Environment Management System Certificate. We obtained Solar Keymark, CCC Certificate, EU Export CE Certificate, SGS and SRCC Certificate, etc.



2010

Sidite moved to a new plant that has a total construction area of 32000 square meters and introduced the solar energy production equipments from domestic and abroad. It's a modern, high-tech park with R&D, production and sales as one set. The annual production capacity exceeds 300 thousands units.

2009

Sidite went abroad the first time to attend the China (Jordan) Commodities Fair. From then on, each year Sidite attends the International Solar Energy Exhibition in Munich, Germany, the United States Dallas International Solar Power Exhibition, Sao Paulo International Fair, Crocus Expo., Moscow, Dubai International Convention & Exhibition Centre, Canton Fair, etc. Sidite constantly develops new customers in international market. In the same year, Sidite was identified as "the National High-tech Enterprise".

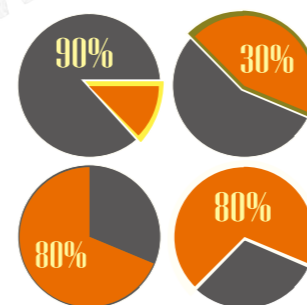


2013

Sidite solar products have been exported to more than 100 countries and regions, such as Europe, America, etc.

2011

Sidite set up a solar-thermal laboratory.

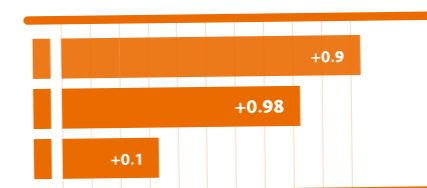


2018

Successful development of pressurized double inner tanks solar water heater.

2014

Sidite applied for the Madrid International Registration of Trademark (of Belgium, the Netherlands, Luxembourg, Germany, Kenya, the Russian Federation and Australia).





Marketing

From 2000 till now, Zhejiang Sidite New Energy Co., Ltd has exported to more than 100 countries and regions, such as Germany,Netherland,Poland,Russia,Danmark,Finland,U.S.A,Canada,Mexico,Brazil,Argentina,Australia,Middle East,Africa and so on.



ISO9001
ISO14001
CE
Solar Keymark
SGS
INMETRO

Certification



Green Management

Green products Green environmental management

The company introduces the automatic production lines, including automatic production line, multi-station NC machining line, Italy high pressure foaming line, automatic packing line.

99.5%

One-time pass rate

100%

Resolve customer complaints rate

Certification of enterprises solar thermal lab

We have a technical laboratory. The lab can test the tubes, solar collectors, tanks and the whole system to ensure our products with high quality.

The report issued by Sidite test center has the qualifications that recognized by 62 countries and regions, reach the objective of producing high quality solar products.



The logo for SIDITE, featuring the brand name in a bold, white, sans-serif font. The letter 'I' is stylized with an orange and white circular graphic element integrated into it. A registered trademark symbol (®) is located to the upper right of the 'E'.

SIDITE®

NEW

Two Inner Tanks Double Comfortable

Feature

1. Suitable water temperature
2. Big water flow
3. Rapid heat water
4. Convenient installation

Pressurized Double Inner
Tanks Solar Water Heater

The characteristic:

1. There are double inner tanks.

2. It takes the advantage of the tap water's pressure.

3. Completely automatic operation.

4. The water can be heated rapidly.

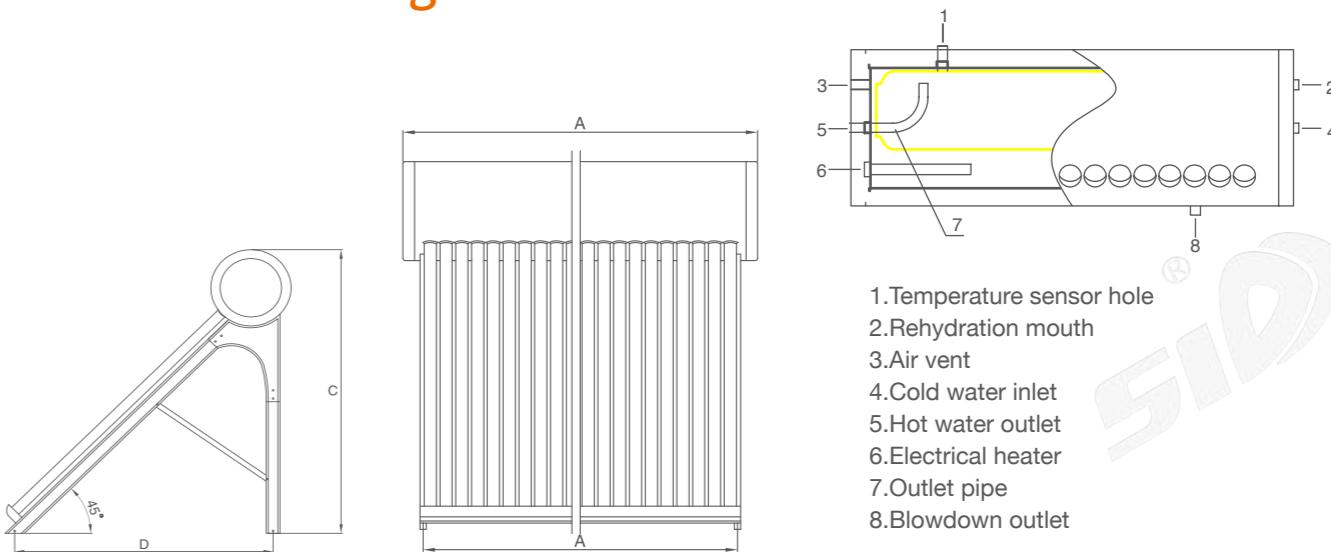
5. Use the non-pressurized inner tank as the heat exchanger, simple to install and use.

6. Directly connected with city water without a circulation pump.

7. Working pressure (0.6MPa)



Structure Drawing:

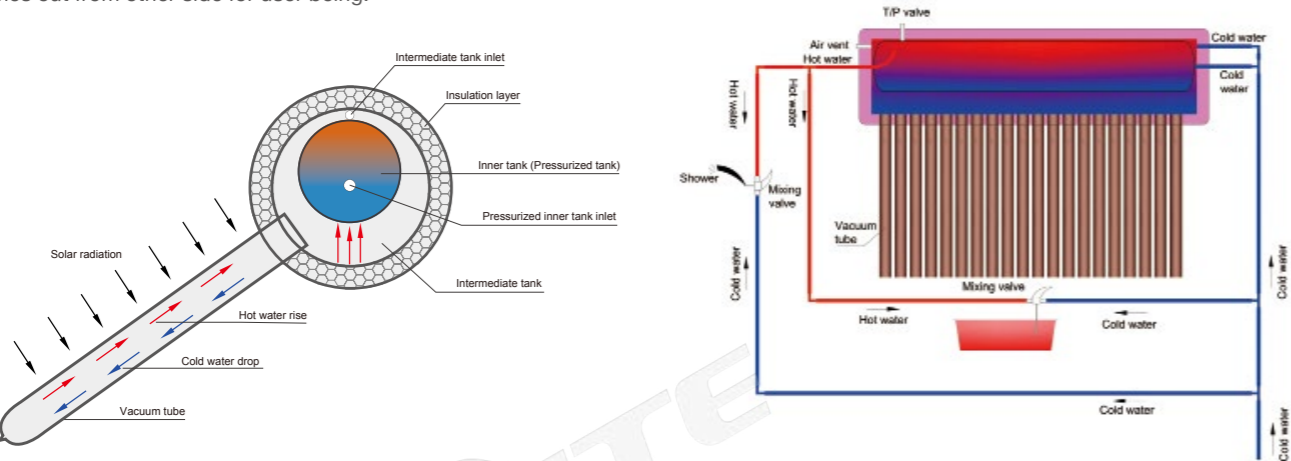


Working principle:

The vacuum tube absorbs the sunlight and turns it into the heat energy, heating the water in the tubes. Depending on the thermosiphon principle, the hot water from the tubes goes into water tank, while the cold water from the tank goes down to the tubes.

There are double inner tanks, first inner tank is non pressurized, the second inner tank is pressurized.

User do not use the water from the non-pressurized tank directly. The cold water goes into the pressurized inner tank, be heated, then comes out from other side for user being.



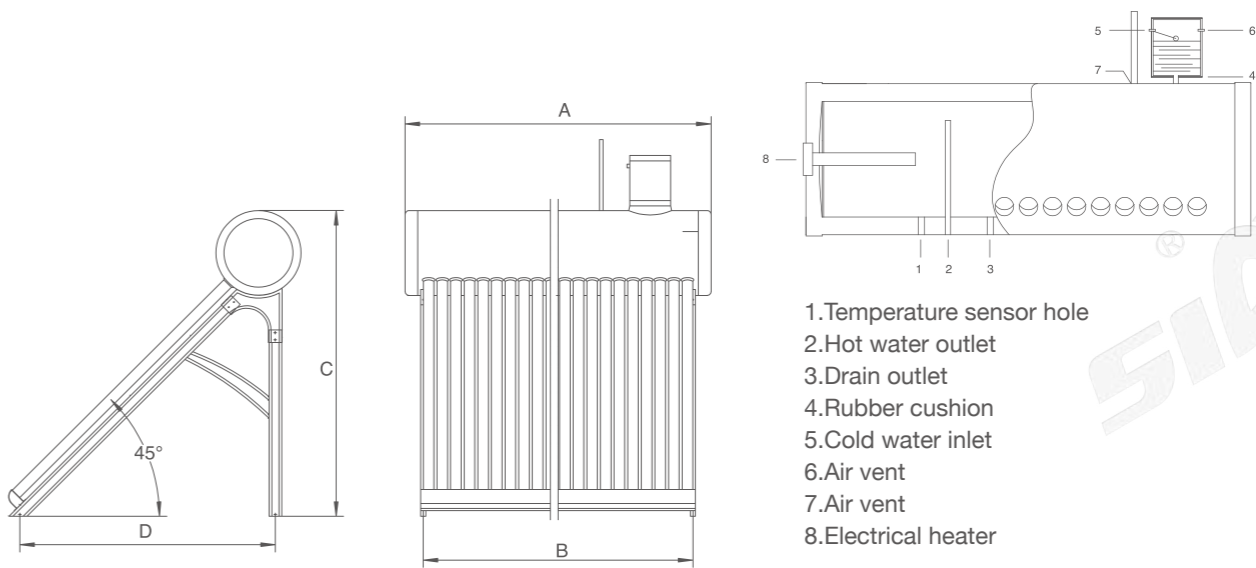
Model	SD-P-15	SD-P-20	SD-P-25	SD-P-30
Tube Quantity (pcs)	15	20	25	30
Water Tank				
Net Capacity (L)	130	165	205	240
Gross Capacity (L)	165	215	265	315
Diamater Of Inner/Outer Tank(mm)	Φ360 / Φ470			
Length Of Outer Tank L(mm)	1380	1755	2130	2505
Length Of Middle Tank L(mm)	1290	1665	2040	2415
Length Of Inner Tank L(mm)	1250	1625	2000	2375
Material Of Outer Tank	Color Steel			
Material Of Middle Tank	SUS304			
Material Of Inner Tank	SUS304			
Material Of Insulation	Polyurethane			
Vacuum Tube				
Diameter/Length(mm)	Φ58 / 1800			
Material	High Borosilicate Glass3.3			
Frame	2 Feet (Left-To-Right)		3 Feet (Left-Middle-Right)	
Material	Stainless Steel / Galvanized Steel			
Angle	45°			
Item Size				
A (mm)	1380	1755	2130	2505
B (mm)	1110	1485	1860	2235
C (mm)	1750	1750	1750	1750
C/2 (mm)	—	—	930	1117.5
D (mm)	1600	1600	1600	1600

The characteristic:

- 1. With high quality assistant tank and automatic water supply.
- 2. Easy to install for flat roof and pitched roof, auxiliary heating by electrical heater.
- 3. High pressure polyurethane foaming with thickness 55mm.
- 4. Stable and reliable performance, well wind resistance.
- 5. SUS304-2B inner tank, silicon seals.
- 6. High strength galvanized steel bracket.
- 7. Eco and economical, improves the environment and save your fuel cost.

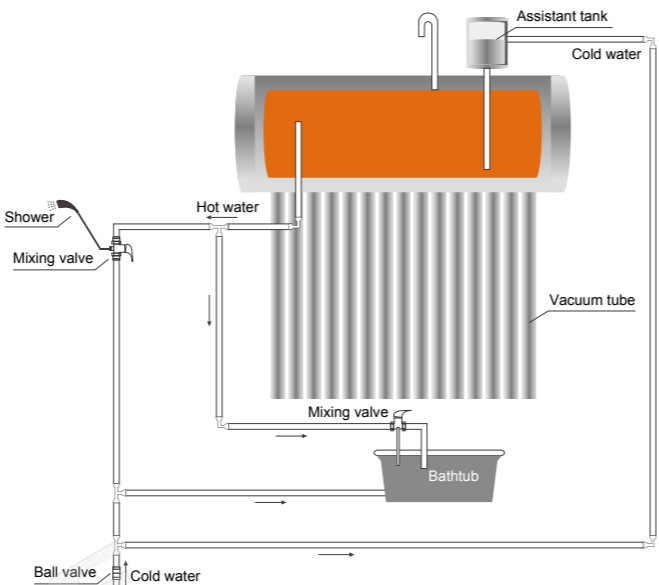


Structure Drawing:



Working principle:

This model operates to feed water automatically. Using thermosiphon system-depending on the different density between solar hot water and cold water, a water flowing cycle is created in the tubes. Hot water flows automatically upwards while the cold water flows down. The water in the storage tank will be heated from this natural circulation.



Model	SD-T-10	SD-T-15	SD-T-18	SD-T-20	SD-T-24	SD-T-25	SD-T-30
Tube Quantity (pcs)	10	15	18	20	24	25	30
Water Tank							
Net Capacity (L)	80	120	140	155	185	195	230
Gross Capacity (L)	105	155	185	205	245	255	305
Material Of Inner Tank (mm)	SUS304-2B / SUS316L						
Material Of Outer Tank	SUS304 / Color Steel Plate						
Material Of Insulation	Polyurethane						
Vacuum Tube							
Diameter/Length(mm)	Φ58 / 1800						
Material	High Borosilicate Glass3.3						
Frame	2 Feet (Left-To-Right)				3 Feet (Left-Middle-Right)		
Angle	45°						
Item Size							
A (mm)	935	1310	1535	1685	1985	2060	2435
B (mm)	735	1110	1335	1485	1785	1860	2235
C (mm)	1700	1700	1700	1700	1700	1700	1700
C/2 (mm)	——	——	——	——	892.5	930	1255
D (mm)	1430	1430	1430	1430	1430	1430	1430

SD-S(SD-G) | Non-pressurized Solar Water Heater

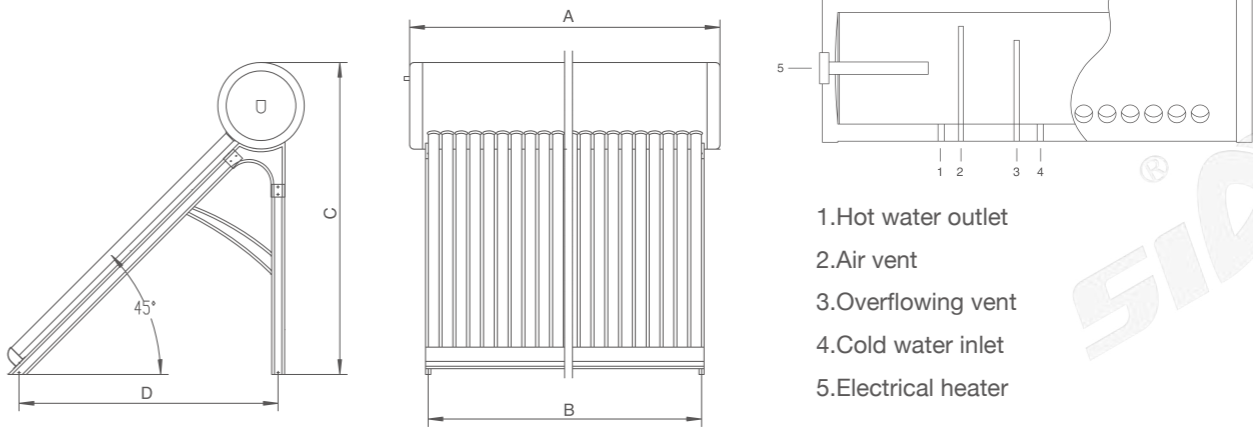


The characteristic:

- 1. With intelligent controller.
- 2. Easy to install for flat roof and pitched roof, auxiliary heating by electrical heater.
- 3. High pressure polyurethane foaming with thickness 55mm.
- 4. Stable and reliable performance, well wind resistance.
- 5. SUS304-2B inner tank, silicon seals.
- 6. SUS304-2B/BA outer tank, against rust and corrosion.
- 7. Eco and economical, improves the environment and save your fuel cost.



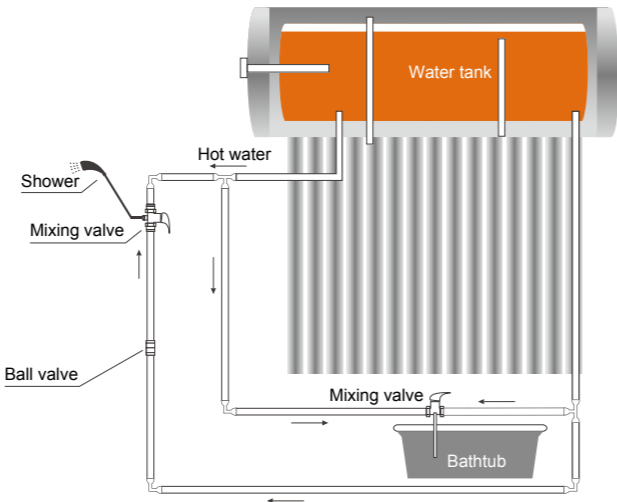
Structure Drawing:



- 1.Hot water outlet
- 2.Air vent
- 3.Overflowing vent
- 4.Cold water inlet
- 5.Electrical heater

Working principle:

This model operates to feed water automatically. Using thermosiphon system-depending on the different density between solar hot water and cold water, a water flowing cycle is created in the tubes. Hot water flows antomatically upwards while the cold water flows down. The water in the storage tank will be heated from this natural circulation.



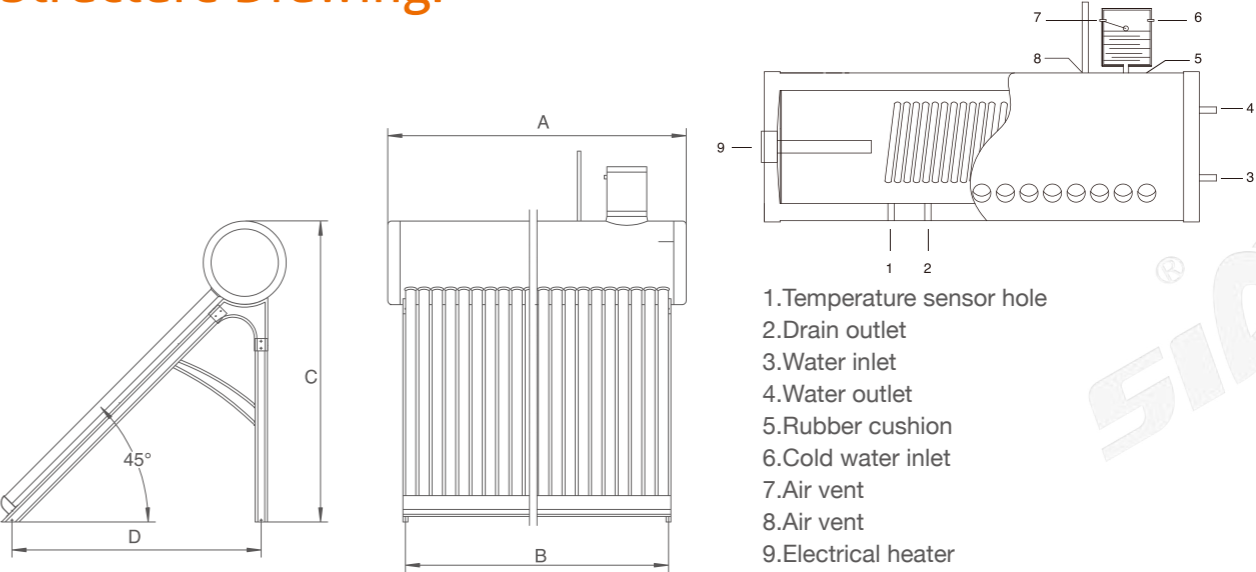
Model	SD-S-10 (SD-G-10)	SD-S-15 (SD-G-15)	SD-S-18 (SD-G-18)	SD-S-20 (SD-G-20)	SD-S-24 (SD-G-24)	SD-S-25 (SD-G-25)	SD-S-30 (SD-G-30)
Tube Quantity (pcs)	10	15	18	20	24	25	30
Water Tank							
Net Capacity (L)	80	120	140	155	185	195	230
Gross Capacity (L)	105	155	185	205	245	255	305
Diamater Of Inner/Outer Tank (mm)	Φ360 / Φ470						
Length Of Outer Tank L (mm)	935	1310	1535	1685	1985	2060	2435
Length Of Inner Tank L (mm)	795	1170	1395	1545	1845	1920	2295
Material Of Inner Tank (mm)	SUS304-2B / SUS316L						
Material Of Outer Tank	Stainless Steel Plate / Color Steel Plate						
Material Of Insulation	Polyurethane						
Vacuum Tube							
Diameter/Length(mm)	Φ58 / 1800						
Material	High Borosilicate Glass3.3						
Frame	2 Feets (Left-To-Right)				3 Feets (Left-Middle-Right)		
Material	Stainless Steel / Galvanized Steel						
Angle	45°						
Item Size							
A (mm)	935	1310	1535	1685	1985	2060	2435
B (mm)	730	1110	1335	1485	1785	1860	2235
C (mm)	1700	1700	1700	1700	1700	1700	1700
C/2 (mm)	—	—	—	—	892.5	930	1255
D (mm)	1430	1430	1430	1430	1430	1430	1430

The characteristic:

- 1. It takes the advantage of the tap water's pressure.
- 2. Completely automatic operation.
- 3. The water can be heated rapidly.
- 4. Use the copper coil as the heat exchanger, simply install and use.
- 5. No risk for corrosion or scale deposit, suitable for inferiority water area.
- 6. Easy to install for flat roof and pitched roof, auxiliary heating by electrical heater.
- 7. High pressure polyurethane foaming with thickness 55mm.



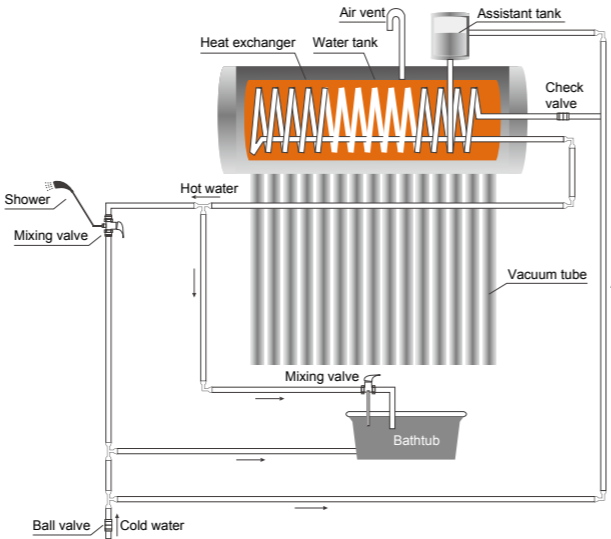
Structure Drawing:



Working principle:

The vacuum tube absorbs the sunlight and turns it into the heat energy, heating the water in the tubes. Depending on the thermosiphon principle, the hot water from the tubes goes into water tank, while the cold water from the tank goes down to the tubes.

User do not use the water from the water tank directly. The cold water comes into the copper exchanger, being heated, then goes out from other side for use.



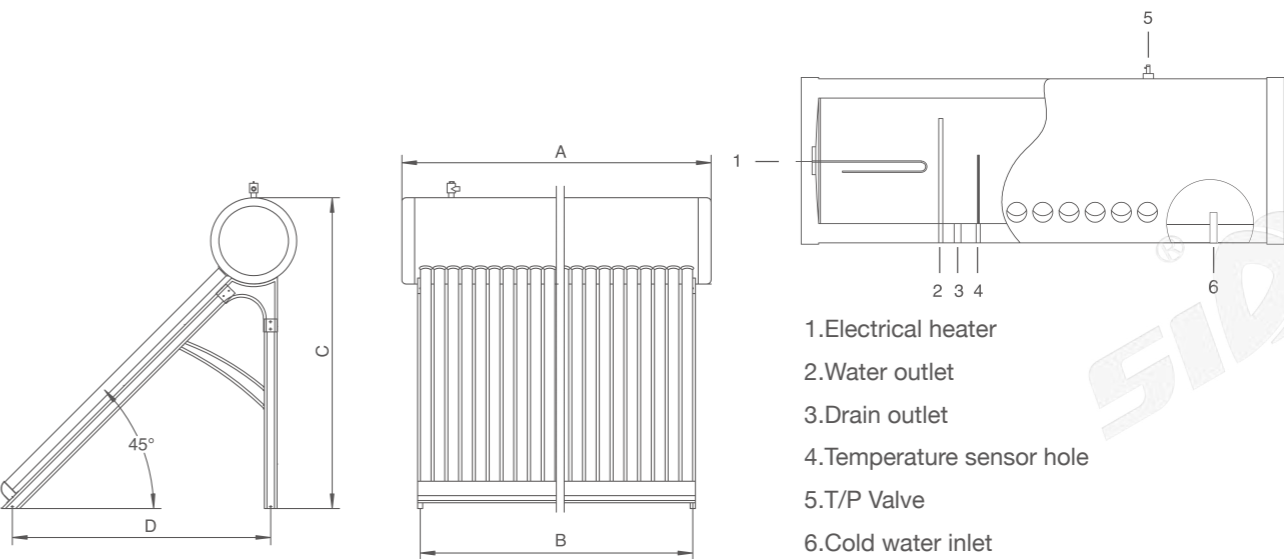
Model	SP-C-15	SP-C-18	SP-C-20	SP-C-24	SP-C-25	SP-C-30
Tube Quantity (pcs)	15	18	20	24	25	30
Water Tank						
Net Capacity (L)	120	140	155	185	195	230
Gross Capacity (L)	155	185	205	245	255	305
Material Of Inner Tank (mm)	SUS304-2B / SUS316L					
Material Of Outer Tank	SUS304 / Color Steel Plate					
Material Of Insulation	Polyurethane					
Heat-Transfer Coil						
Coil Material	Copper / SUS304					
Coil Diameter (mm)	Φ 12 / Φ 20					
Heat Transfer Area (m²)	0.75/1.50	1.13/2.26	1.13/2.26	1.32/2.64	1.32/2.64	1.32/2.64
Vacuum Tube						
Diameter/Length (mm)	Φ58/Φ 1800					
Material	High Borosilicate Glass3.3					
Frame	2 Feets (Left-To-Right)			3 Feets (Left-Middle-Right)		
Material	Galvanized Steel					
Angle	45°					
Item Size						
A (mm)	1310	1535	1685	1985	2060	2435
B (mm)	1110	1335	1485	1785	1860	2235
C (mm)	1700	1700	1700	1700	1700	1700
C/2 (mm)	—	—	—	892.5	930	1255
D (mm)	1430	1430	1430	1430	1430	1430

The characteristic:

- 1. The water will not flow into the tubes directly, the system will still work even the tube broken.
- 2. With intelligent controller.
- 3. Anti-freezing, all-year-round service even in extremely cold area.
- 4. Adopting the metal-copper (heat pipe).
- 5. Directly connected with city water without a circulation pump.
- 6. Working pressure (0.6MPa).

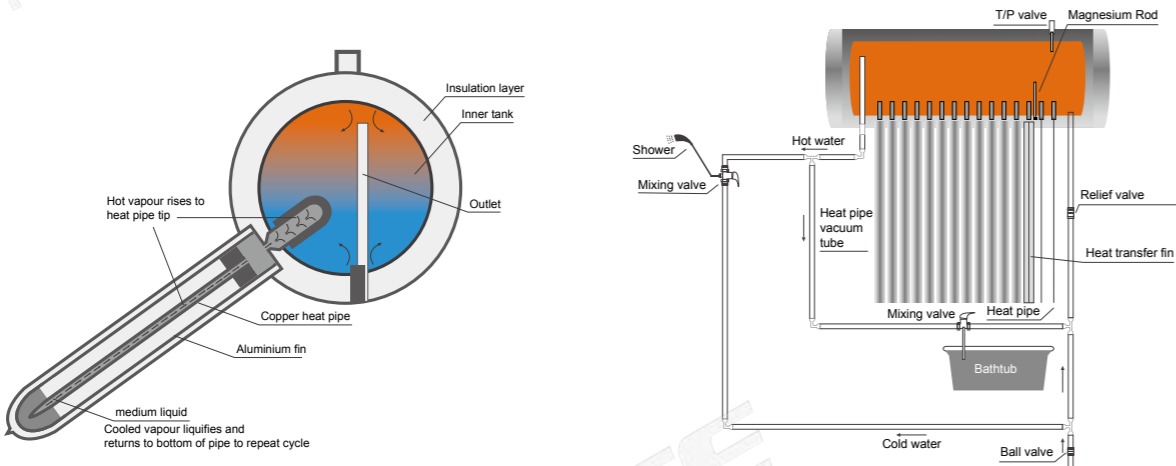


Structure Drawing:

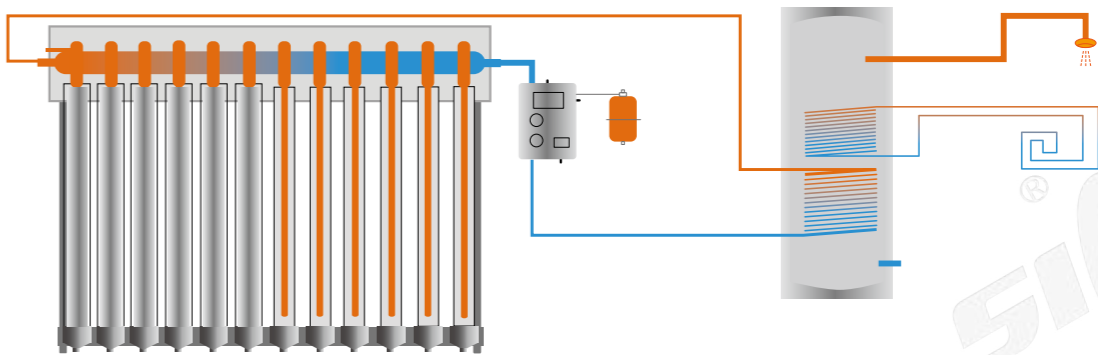


Working principle:

Integrative pressurized type is a renovation model for the solar hot water, which adopts heat pipe technology, combines heat pipe solar collector with pressurized tank to form a compact model. The vacuum tubes absorb and convert solar energy into thermal energy, and transfer to the central heat pipe via the aluminum fin. The heat pipes have tiny amount of purified water sealed inside at depressurized condition. When heated, the medium inside the heat pipes vaporizes at low temperature (about 30°C), the vapor rises to the condenser and heat energy is conducted to water (inside the tank). When vapor is cooled down, and becomes condensate, falling to the bottom of heat pipe. By continuously circulating in this way, heat is carried from outside to the water inside the tank.



Model	SP-H-10	SP-H-15	SP-H-18	SP-H-20	SP-H-24	SP-H-25	SP-H-30
Tube Quantity (pcs)	10	15	18	20	24	25	30
Water Tank							
Net Capacity (L)	83	123	144	160	190	200	235
Material Of Inner Tank (mm)	SUS304-2B / SUS316L						
Material Of Outer Tank	SUS304 / Color Steel Plate						
Material Of Insulation	Polyurethane						
Vacuum Tube							
Diameter/Length(mm)	Φ58 / 1800						
Material	High Borosilicate Glass3.3						
Frame	2 Feets (Left-To-Right)				3 Feets (Left-Middle-Right)		
Angle	45°						
Item Size							
A (mm)	1010	1385	1610	1760	2060	2135	2510
B (mm)	735	1110	1335	1485	1785	1860	2235
C (mm)	1700	1700	1700	1700	1700	1700	1700
C/2 (mm)	——	——	——	——	892.5	930	1255
D (mm)	1055	1430	1430	1430	1430	1430	1430



Working principle:

The SS-M series, in streamline closed circuit systems which are recommended for frost prone and poor water quality situations. Antifreeze fluid is used to circulation through the collectors. The heat collected from the panels is transferred from the fluid pipes to the water tank by a heat exchanger. The circulator is regulated by a control unit on the water heater. This ensures the optimum use of the sun's free energy. Copper coils exchanger can realize the cycle of solar energy and the cycle for electric heater or gas for supplementary energy to ensure you always have hot water on tap at any weather.

The characteristics:

- 1. The solar collector and water tank can be placed separately, easy to install, easy for building integration.
- 2. The water tank is indirect tank with copper coil exchangers, completely solve the problem of collector in freezing and hard water area.
- 3. Copper coil exchangers can realize the cycle of solar energy and the cycle of electric heater or gas for supplementary energy.
- 4. Reliable electric back-up with protection against dry heating and thermal cut-out.
- 5. Low breakdown rate and easy maintenance.
- 6. Easy operation and intelligent control.

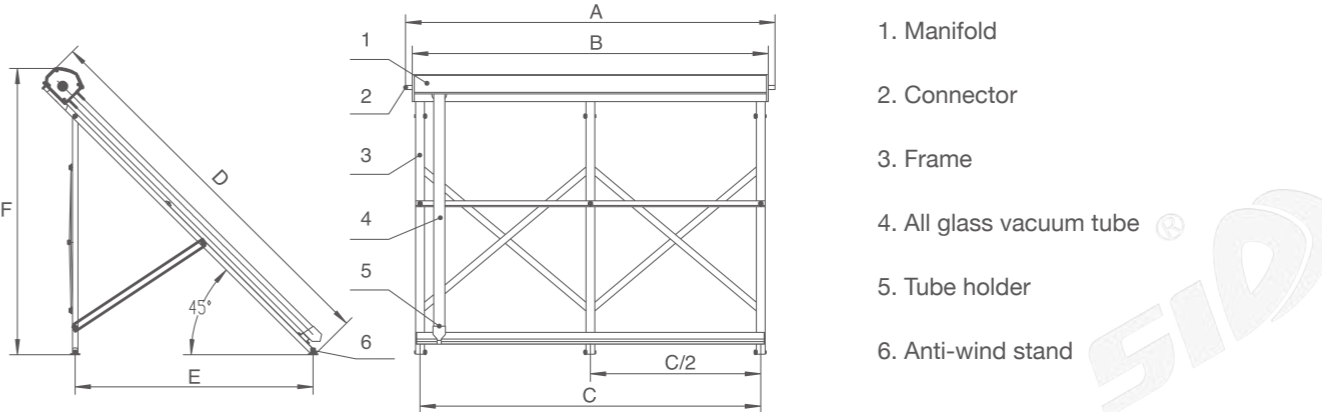
Model	SS-M-15	SS-M-20	SS-M-25	SS-M-30	SS-M-40	SS-M-50
Tank Capacity (L)	150	200	250	300	400	500
Copper Coil Qty	0 / 1 / 2					
Solar Collector Model	SC-H-15	SC-H-20	SC-H-25	SC-H-30	SC-H-20	SC-H-25
Solar Collector Qty	1				2	
Work Station Model	SR961S					
Expansion Tank	12L		18L		24L	
Rated Pressure	0.6Mpa					

The characteristic:

- 1. Twin-glass vacuum tubes: Reliable, efficient, high temperature resistant, anti-freezing.
- 2. There is no water in the vacuum tube, the system will still work even the tube broken.
- 3. Red copper heat pipe, one-way transferring, fast heat transfer, less heat loss, low temperature resistance, it can be used in -35℃ .
- 4. Aluminum alloy manifold and bracket, corrosion resistance, easy to install. It's suitable for flat and sloping roof.
- 5. High temperature resistant polyurethane foaming / rock wool high density, good thermal insulation properties.
- 6. High quality copper manifold, its testing pressure is 1MPa.
- 7. Solar Keymark certification approved .
- 8. Eco and economical, Improves the environment and save your fuel cost.



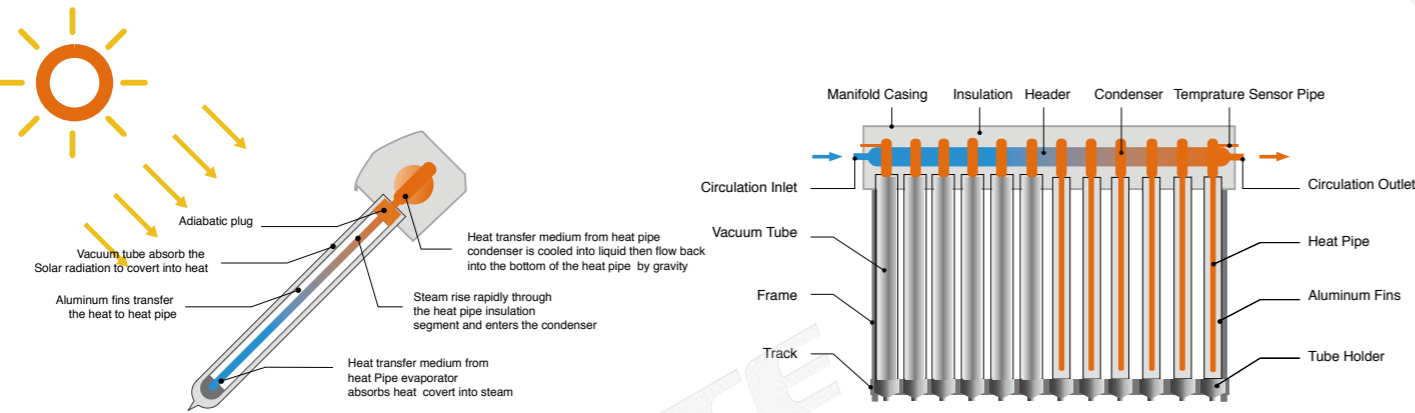
Structure Drawing:



Model	SC-HP-10 (SC-H-10)	SC-HP-15 (SC-H-15)	SC-HP-18 (SC-H-18)	SC-HP-20 (SC-H-20)	SC-HP-24 (SC-H-24)	SC-HP-25 (SC-H-25)	SC-HP-30 (SC-H-30)
Tube Quantity (pcs)	10	15	18	20	24	25	30
Vacuum Tube Diameter/Length (mm)	Φ58 / 1800						
Vacuum Tube Material	High Borosilicate Glass 3.3						
Heat Pipe (mm)	Φ14/1700						
Insulation Material/Thickness (mm)	Polyurethane Foaming / Rock Wool /40						
Rated Pressure (mpa)	0.6						
Aperture Area (m²)	1	1.5	1.8	2	2.4	2.5	3
Gross Area (m²)	1.56	2.3	2.74	3.04	3.63	3.77	4.51
Power (w) 1000w/m²	620	870	1047	1165	1401	1457	1748
Net Weight (kg)	38.25	50.75	59.75	64.75	79	83.35	98.7
A (mm)	895	1270	1495	1645	1945	2020	2395
B (mm)	800	1175	1400	1550	1850	1925	2300
C (mm)	725	1100	1325	1475	1775	1850	2225
C/2 (mm)	—	—	—	—	887.5	925	1112.5
D (mm)	1980	1980	1980	1980	1980	1980	1980
E (mm)	1240	1240	1240	1240	1240	1240	1240
F (mm)	1470	1470	1470	1470	1470	1470	1470

Working principle:

The vacuum tubes absorb solar radiation and transfer into heat, pass to the fin by the tube wall, and then transfer to the heat pipe by the fin, after heat pipe absorbs heat, heat pipe end (evaporation section) vaporization, transfer to condenser, then circulation because of gravity, heating the water(medium) in the manifold.

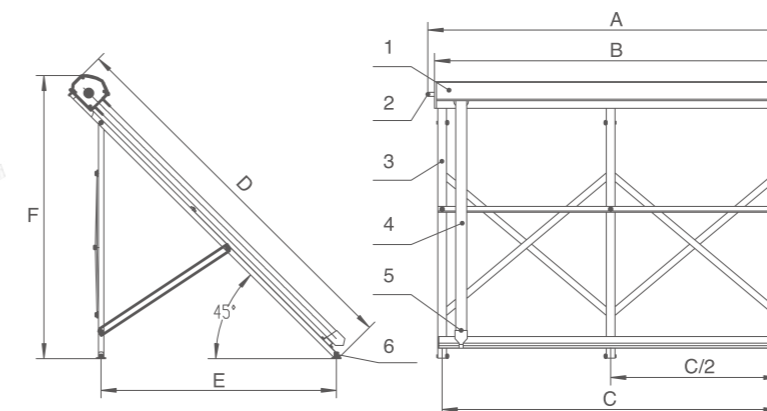


The characteristic:

1. Twin-glass vacuum tubes: reliable, efficient, high temperature resistant, anti-freezing.
2. There is no water in the vacuum tube, the system will still work even the tube broken.
3. Red copper heat pipe, one-way transferring, fast heat transfer, less heat loss, low temperature resistance, it can be used in -35°C .
4. Aluminum alloy manifold and bracket, corrosion resistance, easy to install. It's suitable for flat and sloping roof.
5. High temperature resistant rock wool / glass wool, high density, good thermal insulation properties.
6. High quality copper manifold, its testing pressure is 1MPa.
7. Solar Keymark certification approved.
8. Eco and economical, improves the environment and save your fuel cost.
9. Condenser 24*70mm, large heat exchange area, higher heat transfer power.



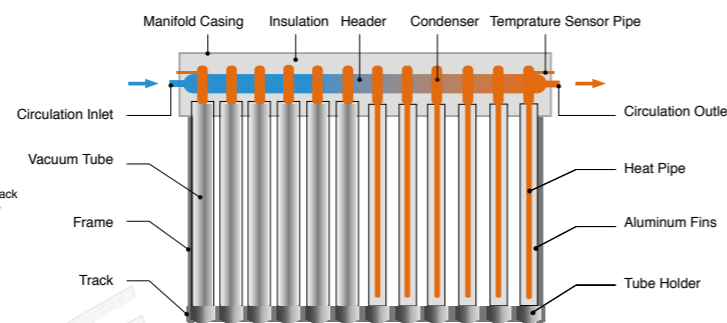
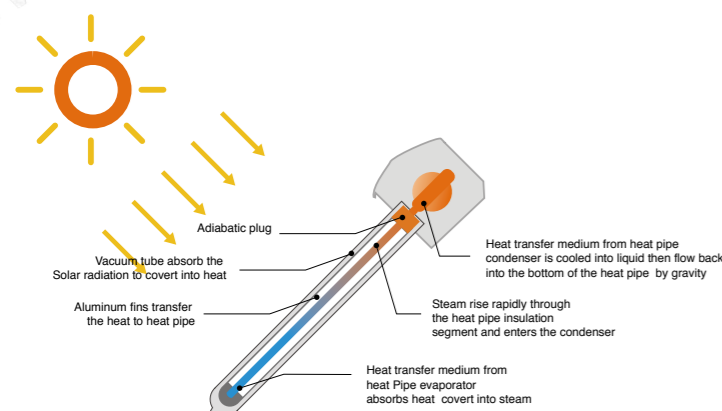
Structure Drawing:



1. Manifold
2. Connector
3. Frame
4. All glass vacuum tube
5. Tube holder
6. Anti-wind stand

Working principle:

The vacuum tubes absorb solar radiation and transfer into heat, pass to the fin by the tube wall, and then transfer to the heat pipe by the fin, after heat pipe absorbs heat, heat pipe end (evaporation section) vaporization, transfer to condenser, then circulation because of gravity, heating the water(medium) in the manifold.



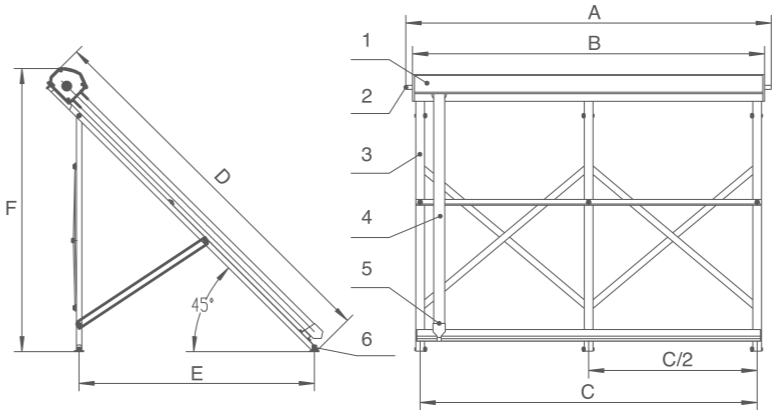
Model	SC-H24-10	SC-H24-15	SC-H24-18	SC-H24-20	SC-H24-24	SC-H24-25	SC-H24-30
Tube Quantity (pcs)	10	15	18	20	24	25	30
Vacuum Tube Diameter/Length (mm)	$\Phi 58 / 1800$						
Vacuum Tube Material	High Borosilicate Glass 3.3						
Heat Pipe (mm)	$\Phi 24 / 1700$						
Insulation Material/Thickness (mm)	Rock Wool / 55						
Rated Pressure (mpa)	0.6						
Aperture Area (m^2)	1	1.5	1.8	2	2.4	2.5	3
Gross Area (m^2)	1.6	2.21	2.81	3.12	3.72	3.87	4.8
Power (w) $1000\text{w}/\text{m}^2$	744	1044	1256	1398	1681	1748	2098
Net Weight (kg)	40.25	52.75	61.75	66.75	81.00	85.35	100.70
A (mm)	895	1270	1495	1645	1945	2020	2395
B (mm)	800	1175	1400	1550	1850	1925	2300
C (mm)	725	1100	1325	1475	1775	1850	2225
C/2 (mm)	—	—	—	—	887.5	925	1112.5
D (mm)	2010	2010	2010	2010	2010	2010	2010
E (mm)	1240	1240	1240	1240	1240	1240	1240
F (mm)	1505	1505	1505	1505	1505	1505	1505

The characteristic:

- 1. Twin-glass vacuum tubes: reliable, efficient, high temperature resistant, anti-freezing.
- 2. There is no water in the vacuum tube, the system will still work even the tube broken.
- 3. Red copper heat pipe, one-way transferring, fast heat transfer, less heat loss, low temperature resistance, it can be used in -35°C .
- 4. Aluminum alloy manifold and bracket, corrosion resistance, easy to install. It's suitable for flat and sloping roof.
- 5. The inlet and outlet are on the bottom of manifold; It looks more artistic than traditional manifold.
- 6. Good sealed in end of cover, It can provide higher insulation efficiency.
- 7. The advantage is that It can empty the medium(water or deicing fluid) in the manifold.



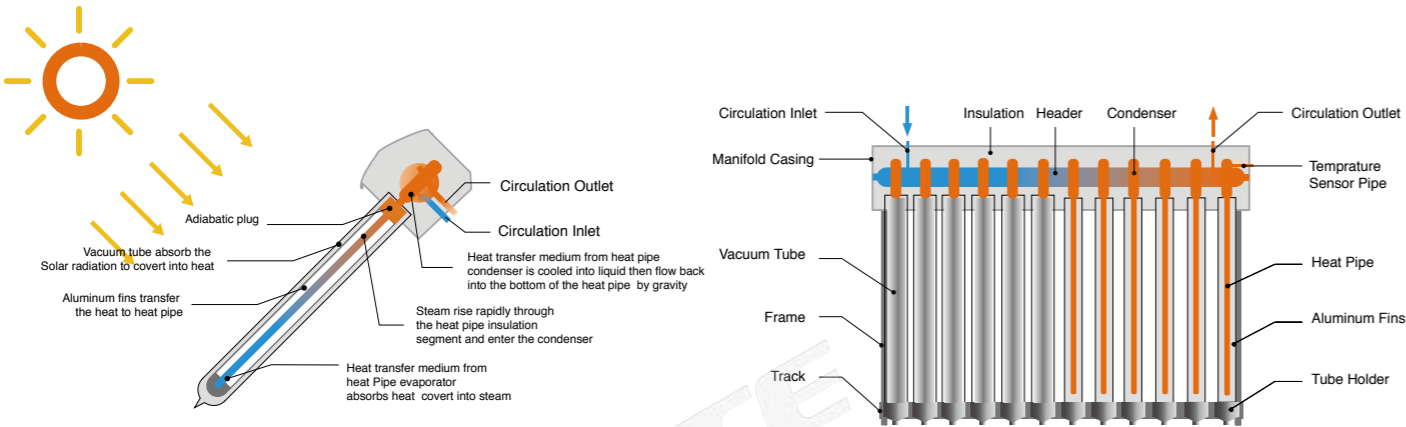
Structure Drawing:



- 1. Manifold
- 2. Connector
- 3. Frame
- 4. All glass vacuum tube
- 5. Tube holder
- 6. Anti-wind stand

Working principle:

The vacuum tubes absorb solar radiation and transfer into heat, pass to the fin by the tube wall, and then transfer to the heat pipe by the fin, after heat pipe absorbs heat, heat pipe end (evaporation section) vaporization, transfer to condenser, then circulation because of gravity, heating the water(medium) in the manifold.



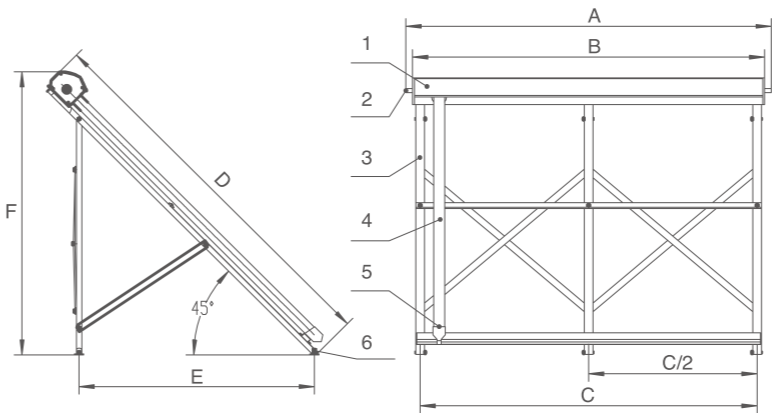
Model	SC-HD-10	SC-HD-15	SC-HD-18	SC-HD-20	SC-HD-24	SC-HD-25	SC-HD-30
Tube Quantity (pcs)	10	15	18	20	24	25	30
Vacuum Tube Diameter/Length (mm)	Φ58 / 1800						
Vacuum Tube Material	High Borosilicate Glass 3.3						
Insulation Material/Thickness (mm)	Rock Wool / 40						
Rated Pressure (mpa)	0.6						
Aperture Area (m²)	1	1.5	1.8	2	2.4	2.5	3
Gross Area (m²)	1.56	2.3	2.74	3.04	3.63	3.77	4.51
Power (w)1000w/m²	620	870	1047	1165	1401	1457	1748
Net Weight (kg)	38.25	50.75	59.75	64.75	79	83.35	98.7
A (mm)	895	1270	1495	1645	1945	2020	2395
B (mm)	800	1175	1400	1550	1850	1925	2300
C (mm)	725	1100	1325	1475	1775	1850	2225
C/2 (mm)	—	—	—	—	887.5	925	1112.5
D (mm)	1980	1980	1980	1980	1980	1980	1980
E (mm)	1240	1240	1240	1240	1240	1240	1240
F (mm)	1470	1470	1470	1470	1470	1470	1470

The characteristic:

- 1. Glass - metal seal type heat pipe vacuum tube, high temperature resistant, anti-freezing, vacuum insulation.
- 2. $\Phi 70$ mm vacuum tubes, metal absorber, large aperture area, high efficiency, high temperature, fast heat transfer.
- 3. Aluminum alloy manifold and bracket, surface oxidation or spray anti-corrosion treatment, corrosion resistance, light and easy to install.
- 4. Thick heat preservation layer, use high temperature resistant rock wool / glass wool, molding, high density, low coefficient of heat conductivity.
- 5. Pressure inner liner, corrosion resistance, high purity and high quality brass processing, its testing pressure is 1MPa.
- 6. Suitable for cold regions, hot water, heating, air conditioning and other solar energy heat collector application.



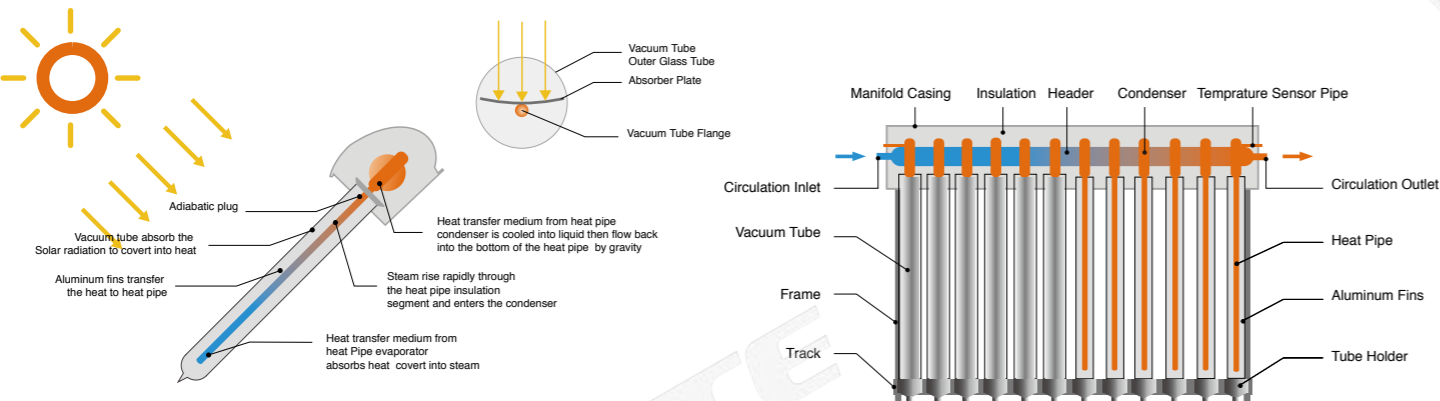
Structure Drawing:



- 1. Manifold
- 2. Connector
- 3. Frame
- 4. All glass vacuum tube
- 5. Tube holder
- 6. Anti-wind stand

Working principle:

The vacuum tubes absorb solar radiation and transfer into heat, the metallic absorber plate will transfer heat to heat pipe, after heat pipe absorbs heat, heat pipe end (evaporation section) vaporization, transfer to condenser, then circulation because of gravity, heating the water(medium) in the manifold.



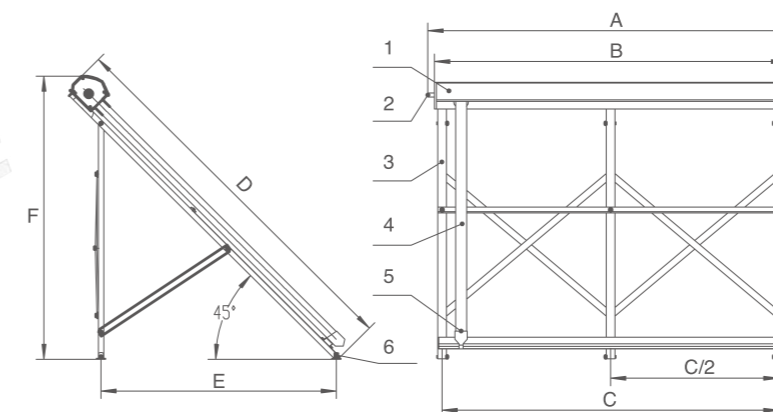
Model	SC-HM-10	SC-HM-15	SC-HM-18	SC-HM-20	SC-HM-24	SC-HM-25	SC-HM-30
Tube Quantity (pcs)	10	15	18	20	24	25	30
Tube Diameter/ Length (mm)	$\Phi 70 / 2000$						
Material Of Vacuum Tube	High Borosilicate Glass 3.3						
Insulation Material/Thickness (mm)	Rock Wool / 40						
Collecting Area (m ²)	1.37	2.05	2.46	2.73	3.28	3.41	4.1
Total Area (m ²)	2.2	3.28	3.92	4.35	5.21	5.43	6.5
Flow Rate (L/min)	1.06	1.49	1.79	2	2.4	2.5	3
Power (w) 1000w/m ²	744	1044	1256	1398	1681	1748	2098
N.w (kg)	40.25	52.75	61.75	66.75	81	85.35	100.7
A (mm)	1115	1615	1915	2115	2515	2615	3115
B (mm)	1025	1525	1825	2025	2425	2525	3025
C (mm)	950	1450	1750	1950	2350	2450	2950
C/2 (mm)	—	—	875	975	1175	1225	1475
D (mm)	2150	2150	2150	2150	2150	2150	2150
E (mm)	1375	1240	1240	1240	1240	1240	1240
F (mm)	1590	1590	1590	1590	1590	1590	1590

The characteristic:

1. Twin-glass vacuum tubes: reliable, efficient, high temperature resistant, anti-freezing.
2. There is no water in the vacuum tube, the system will still work even the tube broken.
3. U pipe, most efficient.
4. Aluminum alloy manifold and bracket, corrosion resistance, easy to install. It's suitable for flat and sloping roof.
5. Flexible Installation, installation angle from 0° to 90°, roof and wall hanging installation.
6. High temperature resistant rock wool / glass wool, high density, good thermal insulation properties.
7. High quality copper manifold, its testing pressure is 1MPa.
8. Eco and economical, improves the environment and save your fuel cost.



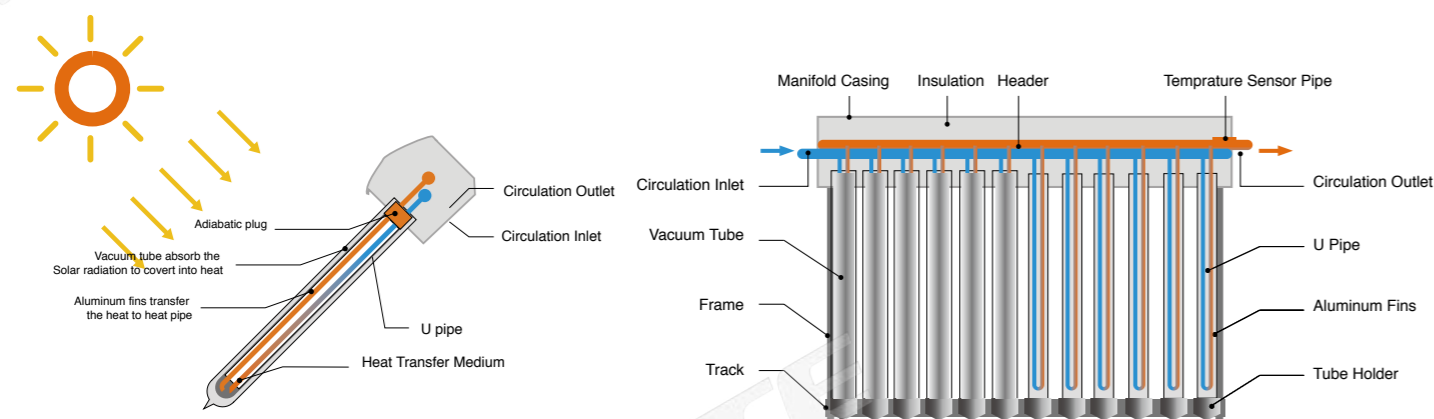
Structure Drawing:



1. Manifold
2. Connector
3. Frame
4. All glass vacuum tube
5. Tube holder
6. Anti-wind stand

Working principle:

The vacuum tubes absorb solar radiation and transfer into heat, pass to the fin by the tube wall, and then transfer to the U pipe by the fin, U pipe absorbs heat then transfer to medium, cold medium continuously flow into inlet and heated by U pipe, then flow out from the outlet, so that obtain the heat of solar energy heating water.



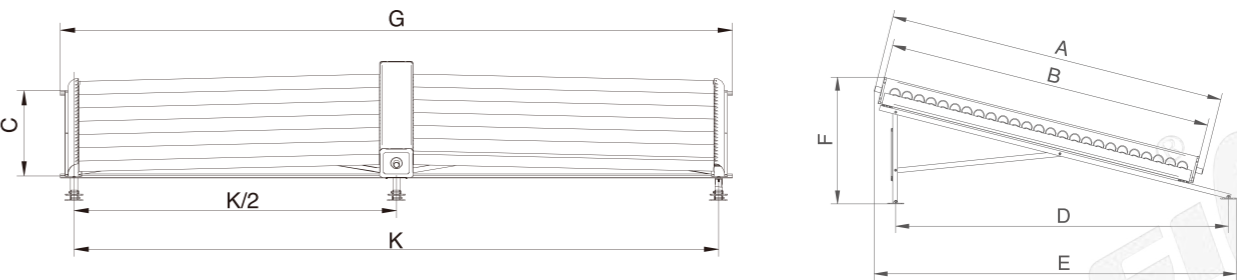
Model	SC-U-15	SC-U-18	SC-U-20
Tube Quantity (pcs)	15	18	20
Diameter/Length Of Vacuum Tube (mm)	Φ58 / 1800		
Material Of Vacuum Tube	High Borosilicate Glass3.3		
Insulation Material/Thickness (mm)	Rock Wool / 40		
Rated Pressure (mpa)	0.6		
Aperture Area (m²)	1.5	1.8	2
Gross Area (m²)	2.3	2.74	3.04
Power (w)1000w/m²	870	1047	1165
Net Weight (kg)	50.75	59.75	64.75
A (mm)	1270	1495	1645
B (mm)	1175	1400	1550
C (mm)	1100	1325	1475
C/2 (mm)	—	—	—
D (mm)	1980	1980	1980
E (mm)	1240	1240	1240
F (mm)	1470	1470	1470

The characteristic:

- 1. Unpressurized,can be used for natural circulation system,large collector area,easy to assemble and install.
- 2. Polyurethane insulation,high pressure foaming process,small heat conductivity coefficient,not easy to loss heat.
- 3. Designed for commercial buildings,Suitable for schools, dormitories, hotel, bath center and other public construction.
- 4. Can be used in large swimming pool heating,industrial hot water and other hot water system.
- 5. High efficient all glass vacuum tube,high collect thermal efficiency,high heat preservation efficiency.



Structure Drawing:

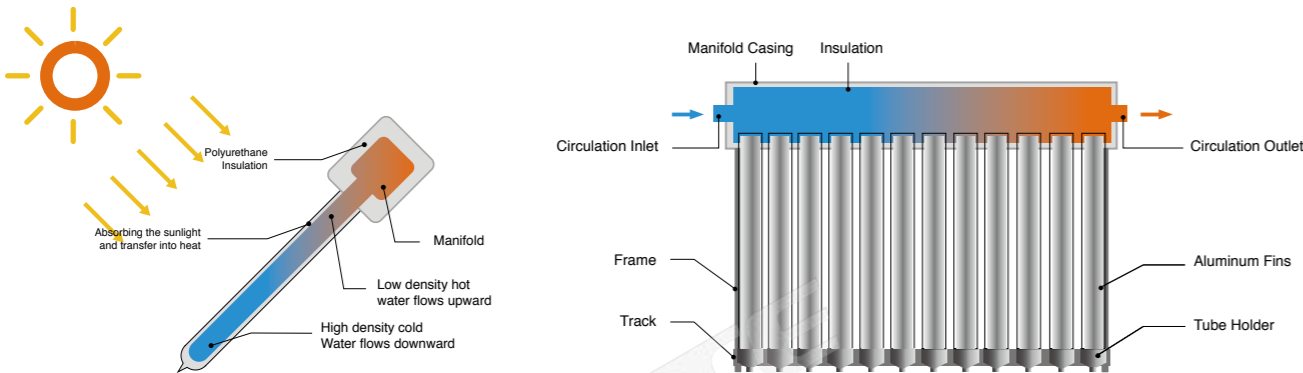


Model	SC-V-15	SC-V-20	SC-V-25	SC-V-30	SC-V-50	SC-V-60
Tube Quantity (pcs)	15	20	25	30	50	60
Tube Diameter/ Length (mm)	Φ58 / 1800					
Vacuum Tube Material	High Borosilicate Glass3.3					
Inner Tank Material	SUS304					
Insulation Material/ Thickness (mm)	Polyurethane / 40					
Collecting Area (m²)	1.4	1.9	2.4	2.9	4.8	5.8
Gross Area (m²)	2.36	3.12	3.86	4.62	7.72	8.24
Collector Net Weight (kg)	45.75	50.75	59.75	64.75	120.5	129.5
Horizontal Installation Size						
Angle	45°				15°	
A (mm)	1310	1685	2060	2435	2060	2435
B (mm)	1185	1560	1974	2349	1974	2349
C (mm)	1110	1485	1860	2335	1860	2335
C/2 (mm)	—	—	930	1168	—	—
D (mm)	2012	2012	2012	2012	2023	2360
E (mm)	1265	1265	1265	1265	2200	2550
F (mm)	1560	1560	1560	1560	770	860
G (mm)	—	—	—	—	3715	3715
H (mm)	—	—	—	—	3560	3560
H/2 (mm)	—	—	—	—	1780	1780

Working principle:

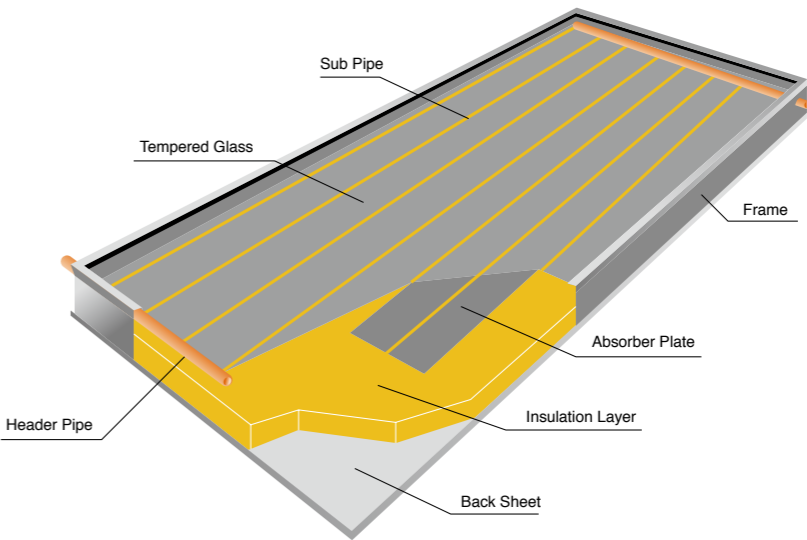
This model operates to feed water automatically.

Using thermosiphon system- depending on the different density between hot water and cold water, a water flowing cycle is created in the tubes. Hot water flows antomatically upwards while the cold water flows down. The water in the manifold will be heated from this natural circulation.



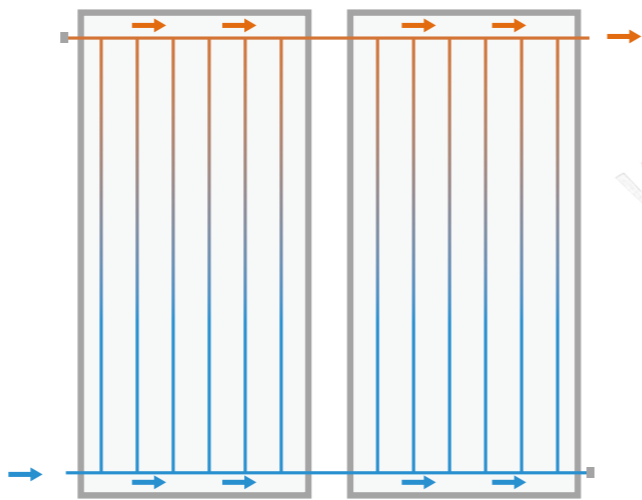
The characteristic:

- 1. High selective blue/black chrome coating applied for the absorber;
- 2. Laser welding between full aluminum absorber and copper tubes ensure good conductivity of heat and firm structure;
- 3. Tempered textured glass with high transmittance up to 92%;
- 4. Super large effective heat absorption area offers higher heating efficiency and more energy saving;
- 5. Mechanical load, freeze resistace, rain penetration, exposure, hail impact, external and internal shock tested etc.
- 6. 25 years life span with max 0.8Mpa pressure.



Working principle:

Flat plate solar collector is a device for absorbing solar radiation and transferring heat to the medium, which is a kind of special heat exchanger, the medium in the collector heat exchanges with the sun. Flat plate solar collector is composed of absorbing plate core, shell, transparent cover plate, insulation materials and other related parts. Then heating circulation pipe and water tank, become a absorbing solar radiation equipment to heat the cold water.



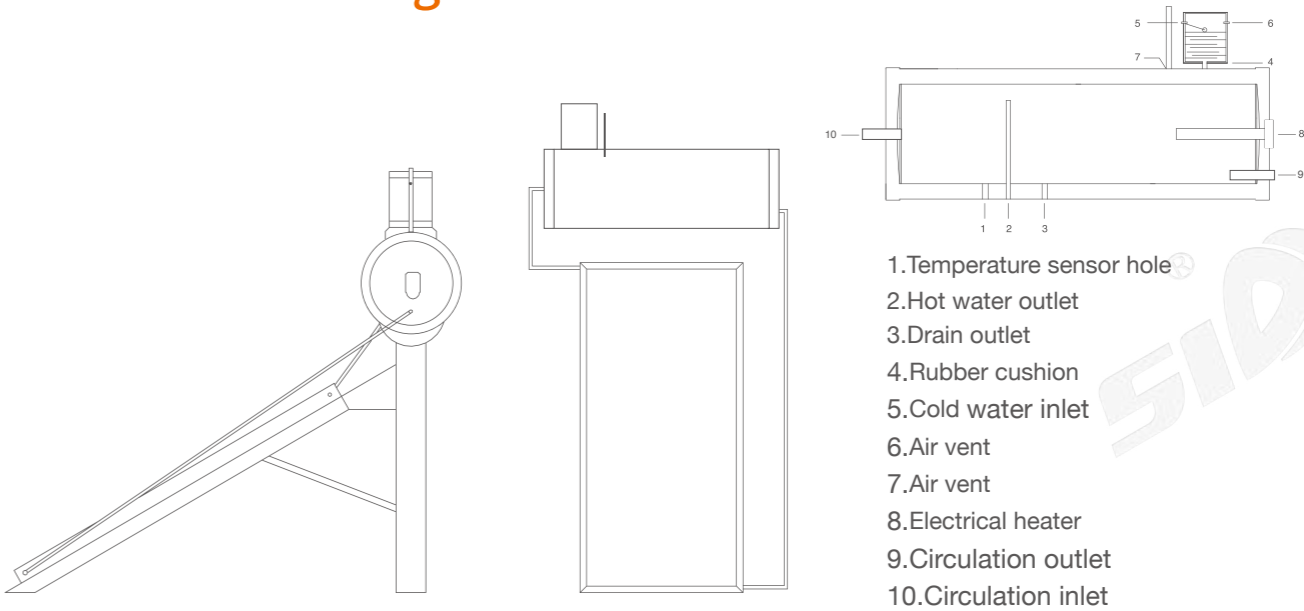
Model	SC-F-C/A	SC-F-C/A1	SC-F-C/BC	SC-F-C/BC1	SC-F-C/VC	SC-F-C/VC1
Dimension:L*W*T	2000 X 1000 X 80mm					
Material Of Cover	Tempered Glass					
Thickness Of Cover	4mm					
Area (m²)	2.00m²					
Weight	36kg	37kg	37kg	38kg	38kg	38kg
Dimension Of End Pipe	22 x0.6mm	22 x0.6mm	22 x0.6mm	22 x0.6mm	22 x0.6mm	22 x0.6mm
Coating Material	Ultrasonic Welding	Aluminum Composite	Copper Belt Ultrasonic Welding	Aluminum Belt Laser Welding	Aluminum Belt Laser Welding	Aluminum Belt Laser Welding
Material Of End Pipe	Copper Tp2	Coppertp2	Coppertp2	Coppertp2	Coppertp2	Coppertp2
Size Of Fin	125mm*0.3mm	122mm*0.55mm	125mm*0.15mm	950mm*0.3mm	950mm*0.3mm	950mm*0.3mm
Coating Of Surface	Anodic Oxidation	Anodic Oxidation	Black Chrome	Black Chrome	Chinese Blue Film	Germany Blue Film
Max Working Pressure	0.6mpa					
Thickness Of Insulation Layer	Back: 30 mm Side:20 mm					
Max Temp Of Operation	≤200					
Material Of Insulation Layer	Glass Wool					
Material Of Frame	6063 Aluminum Alloy					
Material Of Back Cover	Embossed Aluminum					
Seal Material	Epdm					

The characteristic:

- 1. Elegant and smart appearance, easy installation.
- 2. Reliable electric back-up with protection against dry heating and thermal cut-out.
- 3. Easy operation and intelligent control.
- 4. Stainless steel inner tank SUS304 for good anti-corrosion.
- 5. With high quality flat solar collector with long service life.
- 6. Polyurethane insulation with good heat reservation.
- 7. Totally copper flow channels achieve low defect rate and easy maintenance, long service life.

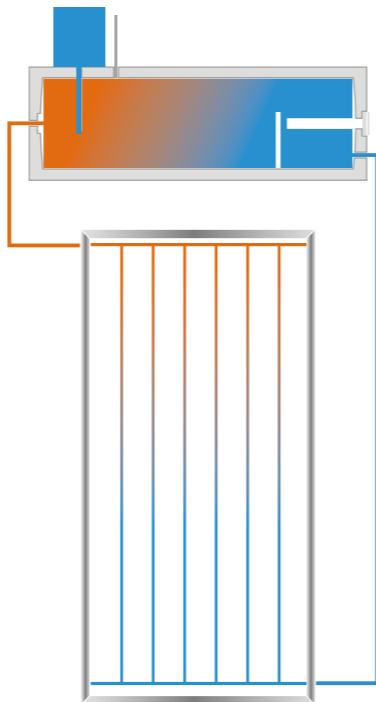


Structure Drawing:



Working principle:

Under normal operating conditions the potable water within the potable storage tank is heated by the solar collectors. For example, in an close circuit system where the household hot water is in the collector circuit, cold water is pushed downwards via the long external pipe from the storage tank to the bottom of the solar collector. As the water is heated in the absorber by the sun, it rises to the top of the collector then travels through the short external pipe into the storage tank.



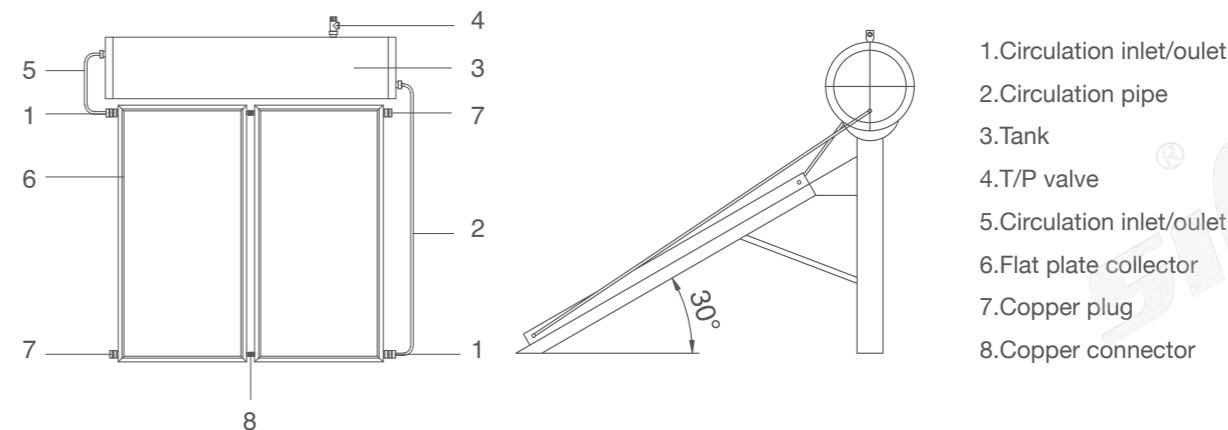
Model	SN-FT-150A	SN-FT -200A	SN-FT -300A	SN-FT -150	SN-FT -200	SN-FT -300
Flat Plate Quantity(pcs)	1	1	2	1	1	2
Mounting Type	Flat Roof			Sloping Roof(15°~30°)		
Water Tank						
Net Capacity (L)	150	200	300	150	200	300
Material Of Inner Tank	SUS304					
Material Of Outer Tank	Color Steel Plate / Stainless Steel Plate					
Material Of Insulation	Polyurethane					
Flat Plate Solar Collector						
Dimension (mm)	2000 X 1000 X 80					
Coating	Black Chrome / Blue Film					
Material	Color Steel Plate T1.2 / Galvanized Steel					
Degree	0°~ 45°			0°		

The characteristic:

- 1. Thermosiphon direct system, easy piping work, higher efficiency.
- 2. Intelligent control, automatic water filling.
- 3. Reliable electric back-up with protection against dry heating and thermal cut-out.
- 4. Pressurized water tank with SUS304-2B inner tank, good at anti-corrosion.
- 5. Operation under pressure to ensure comfortable shower water.
- 6. Polyurethane layer foaming insulation for keeping temperature of water.
- 7. Totally copper flow channels achieve low defect rate and easy maintenance, long service life.

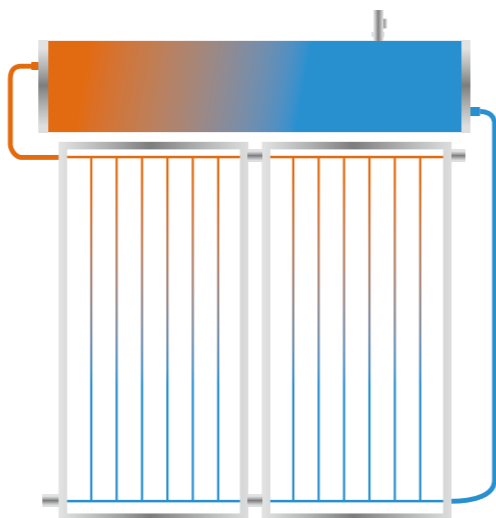


Structure Drawing:

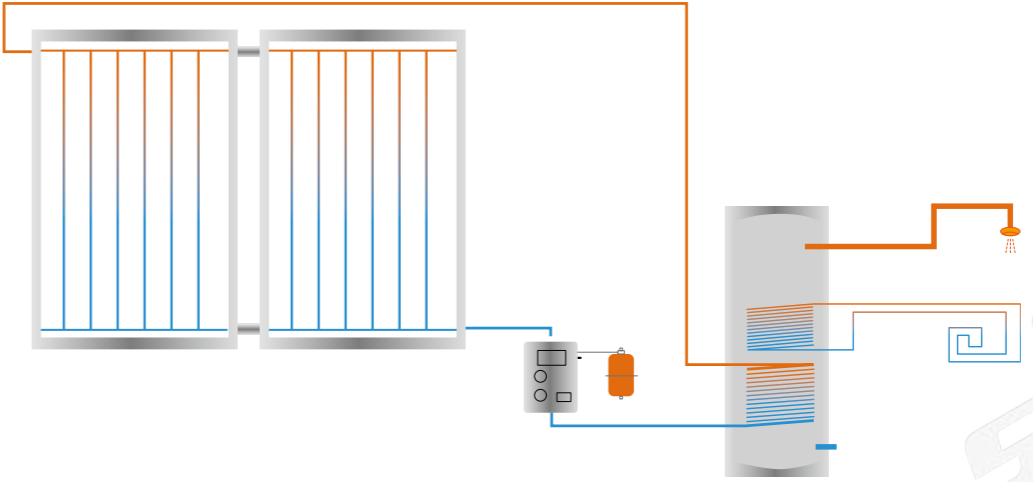


Working principle:

Under normal operating conditions the potable water within the potable storage tank is heated by the solar collectors. For example, in an close circuit system where the household hot water is in the collector circuit, cold water is pushed downwards via the long external pipe from the storage tank to the bottom of the solar collector. As the water is heated in the absorber by the sun, it rises to the top of the collector then travels through the short external pipe into the storage tank.



Model	SP-F-150A	SP-F -200A	SP-F -300A	SP-F -150	SP-F -200	SP-F -300
Flat Plate Quantity (pcs)	1	1	2	1	1	2
Installing Type	Flat Roof / Pitched Roof					
Water Tank						
Water Tank Net Capacity (L)	150	200	300	150	200	300
Inner Tank Material	SUS304					
Outer Tank Material	Color Steel Plate / Stainless Steel Plate					
Thermal Insulation Material	Polyurethane					
Rated Pressure	0.6mpa					
Flat Plate Solar Collector						
Dimensions (mm)	2000 X 1000 X 80					
Film	Black Chrome / Blue Film					
Material	Color Steel Plate / Galvanized Steel					



Working principle:

The SS-F series, in streamline closed circuit systems which are recommended for frost prone and poor water quality situations. Antifreeze fluid is used to circulation through the collectors. The heat collected from the panels is transferred from the fluid pipes to the water tank by a heat exchanger. The circulator is regulated by a control unit on the water heater. This ensures the optimum use of the sun's free energy. Copper coils exchanger can realize the cycle of solar energy and the cycle for electric heater or gas for supplementary energy to ensure you always have hot water on tap at any weather.

The characteristics:

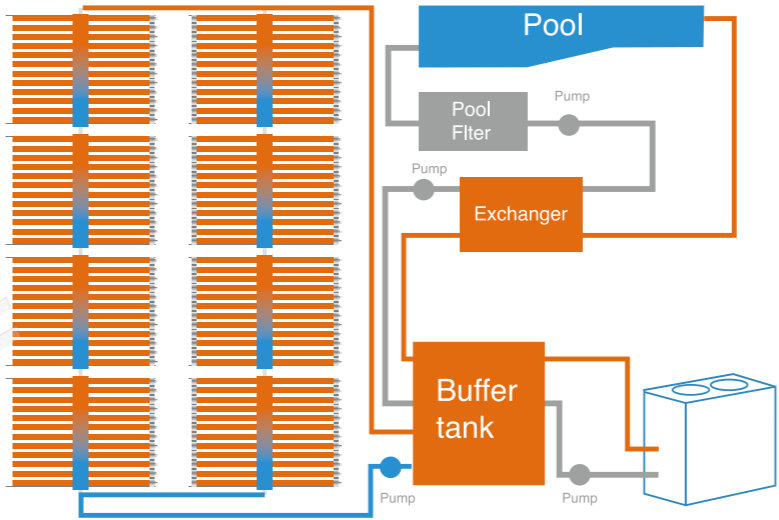
- 1. The solar collector and water tank can be placed separately, easy to install, easy for building integration.
- 2. The water tank is indirect tank with copper coil exchangers, completely solve the problem of collector in freezing and harsh water area.
- 3. Copper coil exchangers can realize the cycle of solar energy and the cycle of electric heater or gas for supplementary energy.
- 4. Reliable electric back-up with protection against dry heating and thermal cut-out.
- 5. With high quality flat solar collector and stainless steel water tank for long service life.
- 6. Totally copper flow channels achieve low defect rate and easy maintenance, long service life.

Model	SS-F-150	SS-F-200	SS-F-250	SS-F-300	SS-F-400	SS-F-500
Tank Volume (L)	150	200	250	300	450	500
Panel Qty (pcs)	1	1	2	2	2	3
Work Station	SR961S					
Expansion Tank	12L		18L		24L	
Recommend Flow	1.0~2.0L/min	1.2~2.5L/min	1.5~3.0L/min	3.0~5.0L/min	4.0~7.0L/min	5.0~8.0L/min
Rated Pressure	0.6MPa					

SOLAR HOT WATER SYSTEM FOR SWIMMING POOL

Working Principle:

This system adopt centralized heating, centralized heat accumulation; solar collector be installed centralized and also install big thermal storage tank, swimming pool heat exchanger, solar controller system, circulation equipments and other auxiliary equipments on the equipment room or top roof. solar collector absorb the solar radiation and rise the temperature ,solar controller realize intelligent control, The heat transfer fluid of solar collector be heated and flow to swimming pool heat exchanger of hot water storage tank ; the heat exchanger heat the water of swimming pool; Based on the water temperature of swimming pool to set the solar control system, and solar hot water system and electricity, air source heat pumps and other equipment combine to achieve the Constant temperature of swimming pool.

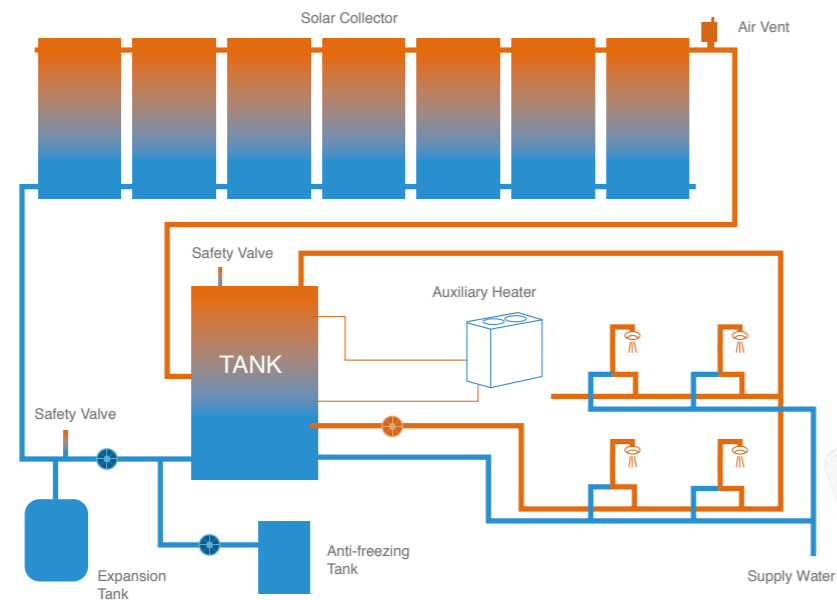


System Characteristic:

1. Solar collector be combined with a variety of architectural forms, to achieve the integration design of the building.
- 2.The solar hot water system be combined with solar collector, pipeline, circulation pump, solar water tank(with heat exchanger) and swimming pool heat exchanger ,solar controller system, adopting forced circulation and temperature difference control.
3. The solar hot water system use the water as the heat transfer fluid and the cost lower and easy to supplement , the system be open system, simple structure, easy installation. Circulating water of solar collector and circulating water of swimming pool make heat exchange through heat exchanger, isolated from each other, protect solar hot water system against corrosion, the system running more stable.
4. Optimal combination of various forms of energy, achieved constant temperature control of solar swimming pool;



FLAT PLATE COLLECTOR SOLAR HOT WATER SYSTEM



Working Principle:

The solar hot water system adopt centralized heating, centralized heat accumulation; flat-plate collector be installed centralized and also install big thermal storage tank, solar controller system, circulation equipments and other auxiliary equipments on the equipment room or top roof.

Flat plate collector absorb the solar radiation and rise the temperature, solar controller realize intelligent control, The heat transfer fluid of flat plate collector be heated and flow to heat exchanger of hot water storage tank ; the heat exchanger heat the water in the storage water tank so that the temperature of water in the water tank gradually increased, thereby obtaining hot water. Solar hot water systems and electricity, air source heat pumps and other equipment combine to achieve 24-hour hot water supply.

System Characteristic:

1. Flat plate Collector be combined with a variety of architectural forms, to achieve the integration design of the building.
2. The solar hot water system be included flat plate collector, pipeline, circulation pump, expansion tank, solar water tank(with heat exchanger) or other type heat exchanger combine with hot water tank, solar controller, adopting forced circulation and achieve variety of control functions.
3. Flat-plate collector cover with tempered glass , safety and unbreakable, and solar hot water system run under the pressure , the collector pipeline and hot water storage tank is indirect heat exchange form, and form independent heating circulation system, the system run more stable.
4. Achieving the 24hours solar hot water supply.
5. Optimal combination of various forms of energy.
6. Used in various large-scale centralized heating project.





SOLAR HOT WATER SYSTEM FOR VILLA

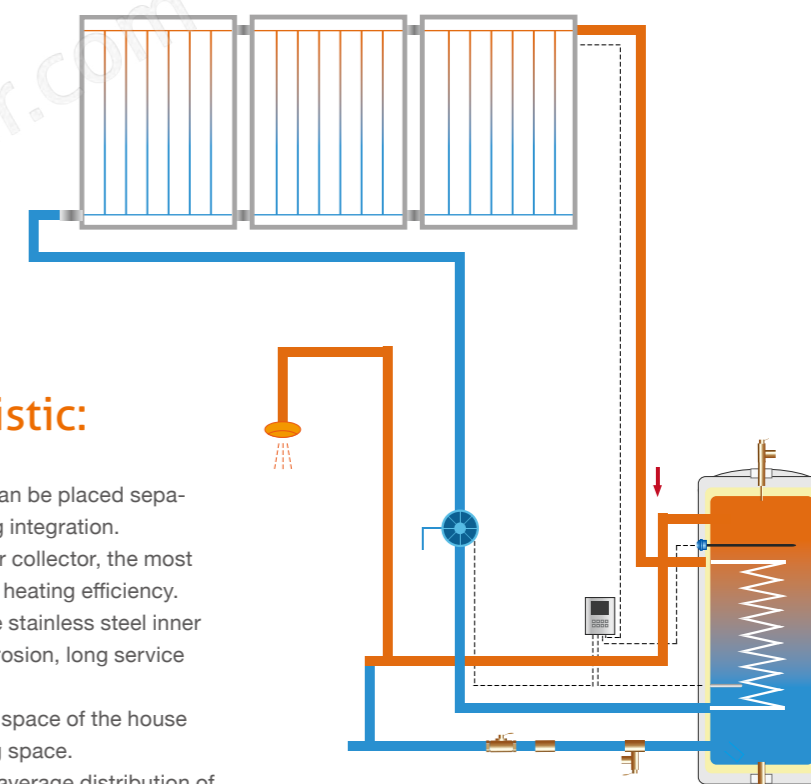
Working principle:

The solar collector and water tank can be placed separately. The water tank has a heat exchanger and electrical heater. The control system, circulation equipment and other accessory equipments are installed on the staircase and roof.

The sun heating the solar collector, temperature rises, the intelligent control system starts or stops the circulation pump. The heating medium circulates between the solar collector and water tank, making heat exchange through the heat exchanger to the water tank, and then heating the water inside the water tank. The solar heating system can work with electrical heater, gas heater and air source heat pump, it will provide hot water for 24 hours.

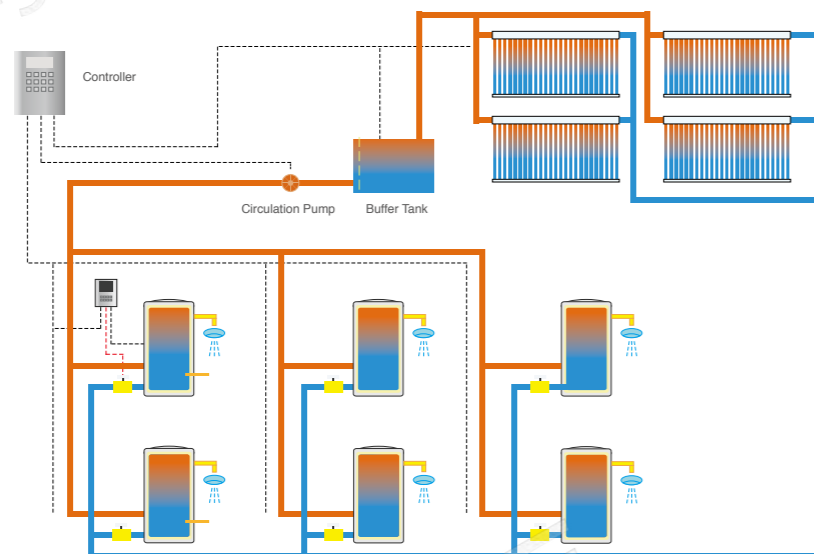
System Characteristic:

1. The solar collector and water tank can be placed separately, easy to install, easy for building integration.
2. The proper installation angle of solar collector, the most solar radiation absorbing, the highest heating efficiency.
3. The pressurized water tank uses the stainless steel inner tank. High pressure bearing, anti-corrosion, long service life.
4. Install the water tank in the suitable space of the house according to the house structure, saving space.
5. Intelligent controller, guarantee the average distribution of heat.





SOLAR HOT WATER SYSTEM FOR APARTMENT



Working Principle:

The solar energy system solution is concentrated heating, separated heat storage. All the solar collectors installed on the roof together, the water tank have heat exchanger and electrical heater. The control system, circulation equipment and other accessory equipments installed on the staircase and roof.

The sun heating the solar collector, temperature rise, the intelligent control system start or stop the circulation pump. The heating medium circulating between the solar collector and water tank, making heat exchange through the heat exchanger to water tank, and then heating the water inside water tank. The solar heating system can work with electrical heater, gas heater and air source heat pump, it will provide hot water for 24 hours.

System Characteristic:

- 1.The perfect combination of solar collector & various architecture let the design of integrated architectures be more fabulous.
- 2.The proper installation angle of solar collector, the most solar radiation absorbing, the highest heating efficiency.
- 3.The pressurized water tank uses the stainless steel inner tank. High pressure bearing, anti-corrosion, long service life.
- 4.Individual water tank for each apartment, separately controlling, satisfy the different requirement of hot water for users.
- 5.Install the water tank in the suitable space of the house according the house structure, saving space.
- 6.Intelligent controller, guarantee the average distribution of heat.



ON/OFF GRID SOLAR POWER SYSTEM

Working Principle:

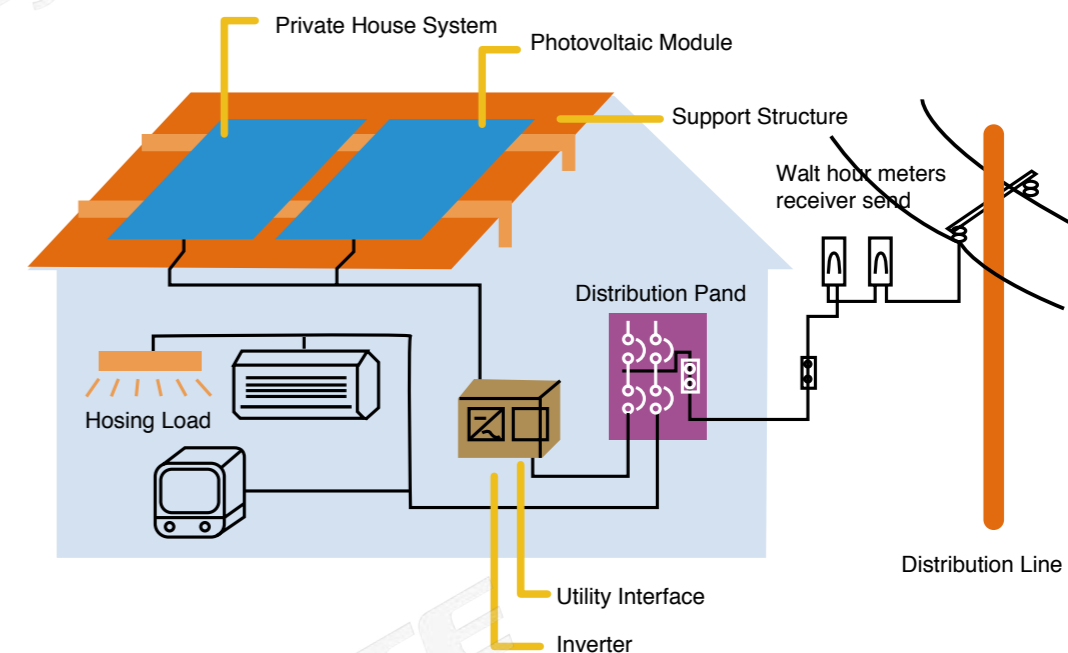
The array of a photovoltaic power system, or PV system, produces direct current (DC) power which fluctuates with the sunlight's intensity.

For practical use this usually requires conversion to certain desired voltages or alternating current (AC), through the use of inverters. Multiple solar cells are connected inside modules. Modules are wired together to form arrays, then tied to an inverter, which produces power at the desired voltage, and for AC, the desired frequency/phase.

Many residential PV systems are connected to the grid wherever available, especially in developed countries with large markets.

System Characteristic:

1. High efficiency and clean renewable energy.
2. Energy saving: no consumption of conventional energy.
3. Environmental protection: no pollution to the environment.
4. Easy to install.
5. Disposable investment.
6. Relief the situation of power shortage in a certain.



CORPORATE VISION

The trend of global warming is increasing, which brings a series of environmental problems, glaciers melting, sea level rising, biological diversity destruction, more extreme weather, threat to human survival environment. The human beings have reached a consensus that we must protect the Earth and create a green environment with low carbon.

Sidite has been specialized in the field of solar water heater since 2000, Sidite not only accumulated technology and rich experience in manufacturing, but also supply more than 20 million sets solar water heater to the worldwide. One set of solar water heater can save 1500kWh electric energy, 408kg reducing carbon emissions and 1177kg carbon dioxide per year. Sidite solar water heater has reduced 81.6 million tons carbon emissions and 235.4 million tons carbon dioxide during recent 10 years.

Sidite will ever on the way of energy conservation and environment protection, constant innovation, creating the green life by our solar thermal technology!

